


## EnjoyEBR.com – Owner Registration Process



The [www.EnjoyEBR.com](http://www.EnjoyEBR.com) system is currently in “ONBOARDING MODE” and waiting for owners to easily register their condos and vehicles. This process is crucial to the success of the system as it allows the “Condo Owner” to claim their rights to be able to easily register, create invitations, and add guests to their condo before the system is opened up for guest registration capabilities.

Owners will be able to onboard over the next few weeks by following this simplified process.


Owners will be able to onboard after this mode has been shut-off, but will require a more standardized approval process that is not as instant as the onboarding mode.

For an owner to register their condos and vehicles:

<p>Goto <a href="http://www.EnjoyEBR.com">www.EnjoyEBR.com</a> Click the orange “Owner Registration” Button</p>	
---	---

<p>Input the email address you wish your account to be linked to</p> <p><i>Additional emails may be submitted during the next few steps</i></p>	 <p>Please enter your username or email address. You will receive an email message to log in.</p> <p>Username or Email Address</p> <input type="text"/> <p>Send me the link</p> <p><a href="#">← Go to EnjoyEBR</a></p>
<p>Check your email for the Login link, and click it</p> <p>Subject: Welcome to Emerald Beach Resort</p> <p>From: <a href="mailto:info@EnjoyEBR.com">info@EnjoyEBR.com</a></p>	 <p>Please check your inbox for the login link. If you did not receive a login email, check your spam folder too.</p>

Once logged on, the owner will be taken to their owner dashboard, in a limited view for just onboarding, click OWNER REGISTRATION under the options block.


Owner Resources ▾ Log Out

Owner Dashboard
Welcome ppm@jbdtech.com!

My Condos

Link

You currently do not have any registered condos.

Link

Options


- Owner Registration

Please fill out the form to it's entirety for all information that pertains to your contact information.

Click ADD CONDO to add your condo(s) and who they are managed by.

Click ADD VEHICLE to add the vehicles that are associated with your condo.

Click the SUBMIT button once you have completed the form.



Owner Resources ▾Log Out

### Owner Registration


This will be used to register the owners account and gain access to the Owner Dashboard

Name

FirstLast

Email

Main Contact Phone (Required)

 (201) 555-0123

Backup Contact PhoneBackup/CC Email

Add a Condo


Unit Number	Property Manager	Management Phone	Management Email
There are no condos.			

Add Condo

Add Your Vehicle(s)

Color	Make	State	License Plate Number
There are no vehicles.			

Add Vehicle



## ADDING A CONDO

Clicking the ADD CONDO button above presents the owner with the following form.

Input as much information as possible to help the system link all parties to their corresponding condos.

Add one condo at a time, click ADD CONDO once complete.

Continue the process until all of your condos have been added.

### Add Condo

Owners will use this to add a condo/property to their account.

**Unit Number**

Input/register only ONE condo at a time

**Property Manager**

Leave as default, otherwise input the name of your management company

**Management Phone**

Leave blank if self managed

**Management Email**

Leave blank if self managed

**Emergency Contact Name**

**Emergency Contact Phone**

CancelAdd Condo

## ADDING VEHICLES

Clicking the ADD VEHICLE button on the registration form opens up the Add a Vehicle form.

Input all information for optimal system success.

Vehicle information, or additional vehicles can be added at anytime.

Click Add Vehicle when done.

Repeat the process until you have registered all of your vehicles.

### Add Vehicle

Register your vehicle

**License Plate Number**

**State**

**Color**

**Make**

CancelAdd Vehicle

Click Submit at the bottom of the form to complete your registration!



Owner Resources ▾ Log Out

## Owner Registration

This will be used to register the owners account and gain access to the Owner Dashboard

Name

<input type="text" value="JBD"/>	<input type="text" value="Training"/>
----------------------------------	---------------------------------------

First

Last

Email

Main Contact Phone *(Required)*

Backup Contact Phone

Backup/CC Email

Add a Condo

Unit Number	Property Manager	Management Phone	Management Email	
17895	Self/AirBNB/VRBO	+ 18507087835	PMmanager@jbdtech.com	<input type="button" value="Edit"/> <input type="button" value="Delete"/>
79851	Self/AirBNB/VRBO			<input type="button" value="Edit"/> <input type="button" value="Delete"/>

Add Condo

Add Your Vehicle(s)

Color	Make	State	License Plate Number	
White	Audi	AL	89FDS	<input type="button" value="Edit"/> <input type="button" value="Delete"/>
Black	Honda	FL	FSD56	<input type="button" value="Edit"/> <input type="button" value="Delete"/>

Add Vehicle


Submit

Once you are complete, you will be returned to your “Owner Dashboard”.

Your custom links will be enabled once the system is out of onboarding mode, but will provide you with the ability to send a registration form that is custom to just YOUR condo.

You will use this link in your guest communications for them to register themselves if desired, or you will be provided with the ability to pre-register a guest or view your registrations once the onboarding process is complete.

---



Owner Resources ▾Log Out

Owner DashboardWelcome JBD Training!

My Condos

Displaying 1 - 2 of 2

	Link	
17895	Link Processing...	<a href="#">View Details</a>
79851	Link Processing...	<a href="#">View Details</a>
	Link	

Options

- [Owner Registration](#)

## SUPPORT INFORMATION

You may contact JBD Technical Support by email during this process if you require assistance of any kind after attempting this documentation.

### Hours of Operation

Mon-Fri | 8AM-5PM

[Support@JBDTECH.com](mailto:Support@JBDTECH.com)